



ECODAILY

STRONG BY NATURE



IVECO

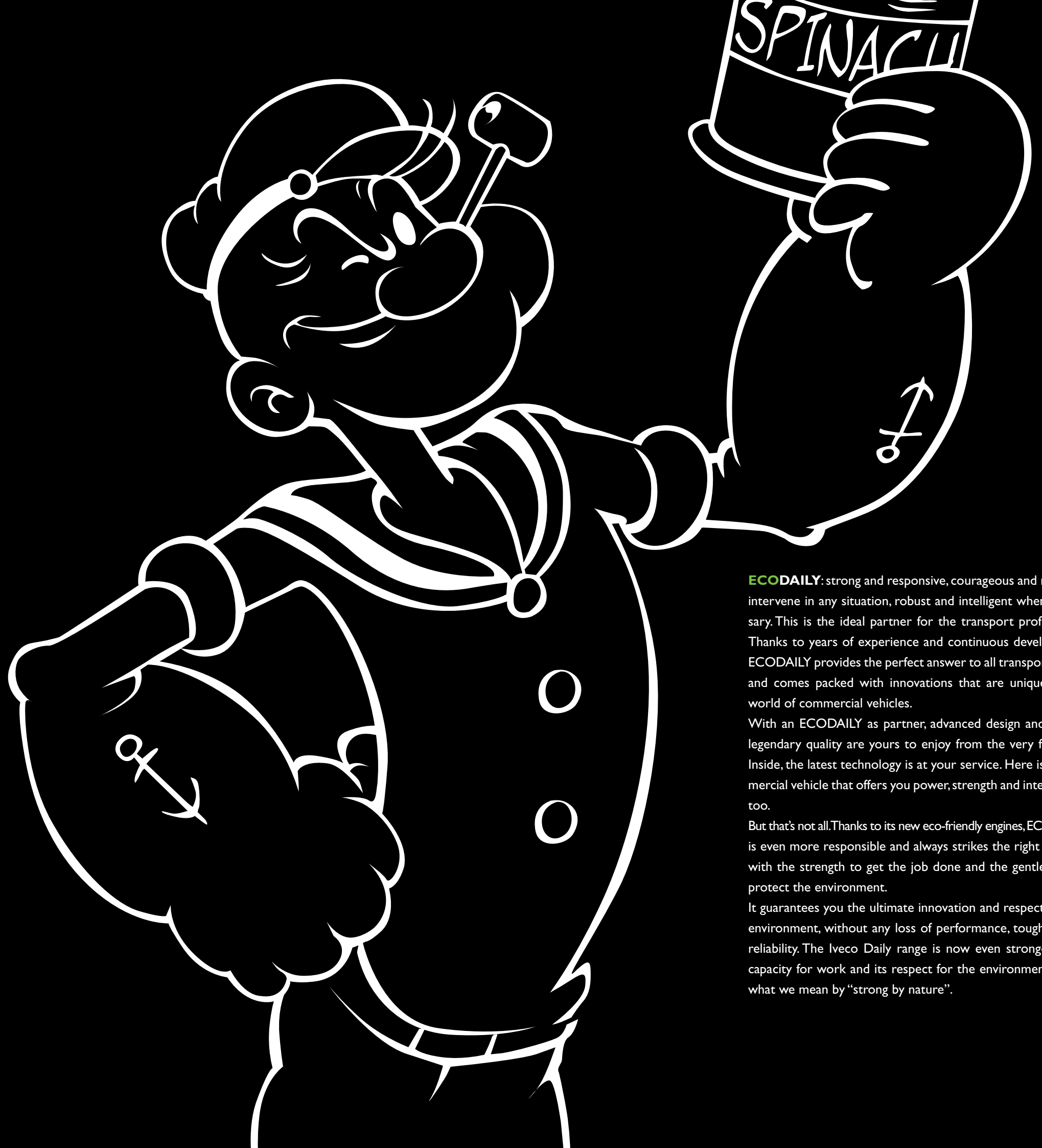
Via Puglia 35 - 10156, Turin (Italy)

www.iveco.com | www.dailyradio.iveco.com | www.ecodaily.iveco.com

Publication L093212

IVECO

INTRODUCTION - ECODAILY - STRONG BY NATURE	PAGE 2-3
TWO MILLION VOTES FOR MODERNITY	PAGE 4-5
ECODAILY. PERFORMANCE AND ECOLOGY.	
STRENGTH AND RESPECT	PAGE 6-7
THE FUTURE OF TRANSPORT	PAGE 8-9
INNOVATION THROUGHOUT THE RANGE - THE DAILY RANGE	PAGE 10
THE NEW ECODAILY RANGE	PAGE 11
FIVE MORE ENGINES	PAGE 12-13
ECODAILY. INNOVATION.	
PROFESSIONALS GET RECOGNISED	PAGE 14-15
PROFESSIONALS ALWAYS IMPROVE THEMSELVES	PAGE 16-17
PROFESSIONALS TRAVEL SAFELY AND IN COMFORT	PAGE 18-19
ECODAILY. PRODUCTIVITY.	
PROFESSIONALS LOVE TO CHOOSE	PAGE 20
THE NEW 7c VERSION	PAGE 22
THE VAN RANGE	PAGE 24-25
THE CAB RANGE	PAGE 26-27
PERFECT FOR ANY BODY MOUNTING	PAGE 28-29
GEARBOXES AND SUSPENSIONS FOR ALL NEEDS	PAGE 30-31
ECODAILY. COMFORT.	
BLUE&ME FLEET™: AN IVECO EXCLUSIVE	PAGE 32
THE MAIN OPTIONALS FOR THE DAILY	PAGE 33
ALL THE COLOURS OF THE DAILY	PAGE 34-35
100% IVECO IN ORIGIN. A CONSTANT, PROFESSIONAL PRESENCE	PAGE 36-37
TAILORED SOLUTIONS FROM IVECO CAPITAL	PAGE 38-39



ECODAILY: strong and responsive, courageous and ready to intervene in any situation, robust and intelligent when necessary. This is the ideal partner for the transport professional. Thanks to years of experience and continuous development, ECODAILY provides the perfect answer to all transport needs and comes packed with innovations that are unique in the world of commercial vehicles.

With an ECODAILY as partner, advanced design and Iveco's legendary quality are yours to enjoy from the very first trip. Inside, the latest technology is at your service. Here is a commercial vehicle that offers you power, strength and intelligence, too.

But that's not all. Thanks to its new eco-friendly engines, ECODAILY is even more responsible and always strikes the right balance, with the strength to get the job done and the gentleness to protect the environment.

It guarantees you the ultimate innovation and respect for the environment, without any loss of performance, toughness or reliability. The Iveco Daily range is now even stronger in its capacity for work and its respect for the environment. That's what we mean by "strong by nature".



TWO MILLION VOTES FOR MODERNITY.

After more than two million unit sales, Daily is still the most modern vehicle in its class.

Efficient, versatile and reliable, Daily combines body-on-frame construction to ensure crush resistance and durability, with rear traction to optimise vehicle performance even with a full load.

Daily has been responsible for innovations that have changed professional transport – such as direct injection turbo, Common Rail and ESP with Load Adaptive Control (a first for cab vehicles). It is also ahead of its time for driving pleasure: it is comfortable and ergonomic, powerful and agile, flexible and safe, all making it the benchmark for light commercial vehicles.

Daily is still changing today and is once again showing the way ahead.

ECODAILY has arrived with a full range of eco-friendly engines, all EEV (Enhanced Environmentally Friendly Vehicle) approved.

'78

Daily birth – an authentic light truck with body-on-frame construction and rear traction.

'84

Launch of Daily 4x4, a four-wheel-drive version.

'85

Introduction of the first engines with turbo compressors and direct injection. These two innovations instantly raised the power output to 92HP.

'89

First restyling and unveiling of new versions including the 17 m³ van. From a technical perspective, the Turbodiesel engine was ahead of its rivals by adopting an intercooler to increase power to 103HP.

'93

Introduction of the first EDC (Electronic Diesel Control) engine.

'95

Unveiling of the “Mission model” vehicles: Daily Grande, Daily City and Daily Vendor, which were designed specifically for the delivery and distribution of goods in towns and cities.

'96

Unveiling of the New Daily, which benefited from a significant restyling and further mechanical refinements including the introduction of rear-wheel disc brakes.

'98

Unveiling of Daily CNG, the first methane-fuelled light commercial vehicle.

'99

Unveiling of the second Daily generation, known as “S 2000” - a completely new vehicle with a truly next-generation look. In a first for light commercial vehicles, the Diesel Common Rail engine technology was also introduced.

'00

The Daily received the prestigious “Van of the Year” award.

'02

Launch of Daily HPI with a 2.3-litre engine with Wastegate turbine and second-generation Common Rail.

'04

Launch of Daily HPT with a 3.0-litre VGT (variable geometry turbine) engine and introduction of the AGile™ version, equipped with an automatic gearbox.

'06

With a design by Giugiaro, Daily underwent more style and mechanical changes in respect of its professional DNA. ESP with Load Adaptive Control, the CAN Bus electric/electronic architecture and 146HP and 176HP versions were introduced.

'09

106HP and 126HP versions
New ECODAILY EEV range
Natural Power
7t Version





STRENGTH AND RESPECT.

Transport is crucial to the success of all other professions. Transport professionals move people, goods and commodities - and they move the economy.

In order to keep on top of this important role, vehicles for transport professionals must give strength to business and show respect for people. They must be robust, reliable and flexible; but also comfortable, safe and environmentally friendly. Just like Daily.

Robust like Daily. The special steel chassis provides the best support for any type of body mounting. The thickness and outline of the struts ensure solidity and safety, even under maximum strain.

Reliable like Daily. Daily is not derived from cars, but from Iveco's experience in industrial vehicles. The excellent load distribution means durability and resistance to wear and tear. Rear traction provides the best movement with any load and on any road surface.

Flexible like Daily. All Daily engines supply high maximum torque at low engine speed, class-leading power and excellent fuel consumption levels for any job.

Comfortable like Daily. Also available with pneumatic suspension, it is easy to drive and a pleasure to be in. The Daily adopts Blue&Me™, the most popular telematic platform in the car world, now available in the Blue&Me Fleet™ version, specifically for professional transport.

Safe like Daily. A standard across the range, the Load Adaptive Control integrated into the ESP identifies the vehicle's load conditions during travel, notably the total weight and the centre of gravity. Depending on these parameters, it calculates and communicates new readings and intervention thresholds to the ABS, ASR and ESP functions so that these are always as effective as possible.

Environmentally friendly like Daily. The new ECODAILY conforms with Euro5 and voluntary EEV standards, which are even more rigorous and environmentally friendly.





THE FUTURE OF TRANSPORT.

Daily engines are designed with tomorrow's world in mind – a world where efficiency, attention to the environment and intelligent use of resources will be increasingly significant.

The quality of the engines is shown by a constant maximum torque over a wide range, available from the lowest engine speed, meaning they are comfortable in heavy traffic and respond quickly to sudden acceleration.

The reduced strain on the engine means lower fuel consumption, increased productivity and less mechanical stress, ensuring a longer lifespan.

All possible causes of wear are taken into account when developing Daily engines: for example, the new 100% synthetic oil is designed for maximum anti-rust performance.

The high level of design integration enables Daily to extend the periods between services to 40,000 km, with a significant reduction in downtime and operating costs.

The high level of innovation makes Daily engines among the most eco-friendly on the market: this means fewer traffic restrictions today and a high residual value tomorrow.

In this way, you can keep one eye on the future of the planet and the other on the future of your investment.



INNOVATION THROUGHOUT THE RANGE.

The fruit of co-operation with Fiat Powertrain Technologies, a world leader in engine innovation, Daily engines are developed specifically for light commercial vehicles.

There are two basic engines:

- 2.3 litre, with power from 96HP to 136HP and peak torque up to 320 Nm;
- and 3.0 litre, with power from 136HP to 176HP and peak torque up to 400 Nm.

Changes for the new range concern all the different engines.

THE DAILY RANGE.

The 2.3 litre Common Rail has two new versions: 106HP (with 270 Nm of peak torque) and 126HP (290 Nm), which are added to the 96HP, 116HP and 136HP VGT (Variable Geometry Turbo) engines.

At the top of the Daily range, there is still the 3.0 litre Common Rail with 146HP e 176HP VGT (highest torque among light commercial vehicles: 400 Nm at 1,250 rpm).



		29L	35S	35C	40C	50C	65C	70C		
DAILY	.10	96 HP	•						2.3 Common rail	
	.11	106 HP		•	•					NEW
	.12	116 HP	•							
	.13	126 HP		•	•					NEW
	.14	136 HP VGT	•	•	•	•	•	•		
	.15	146 HP			•	•	•	•	3.0 Common rail	
	.18	176 HP VGT		•	•	•	•	•		
ECO DAILY EEV	.14	140 HP Twin Turbo		•	•	•	•	•	3.0 Methane (CNG)	NEW
	.17	170 HP Twin Turbo		•	•	•	•	•		NEW
	.14	136 HP Natural Power		•	•	•	•	•		NEW



THE NEW ECODAILY RANGE.

ECODAILY embodies the latest engine technology and maximum respect for the environment. It meets the voluntary EEV standards, and is designed with the future Euro6 standards in mind. ECODAILY is not limited to a single engine, but it is a true range with three different power outputs.

The 3.0 Common Rail EEV with 140HP (350 Nm) and 170HP (400 Nm) are among the most eco-friendly diesel engines ever made. They all meet EEV standards without resorting to SCR (and therefore to urea-based additives), while improving combustion (with the two-stage Twin Turbo) and the recycling of exhaust fumes (through an optimised EGR).

The 3.0 Natural Power EEV with 136HP (350 Nm) has the lowest CO₂ emissions and fuel consumption levels in its class. Designed and optimised for fuelling with methane, it can be fuelled with petrol in recovery mode through an auxiliary tank.

Thanks to its extremely eco-friendly features, the Natural Power does not need a particulate filter. The DPF (Diesel Particulate Filter) is a standard feature on the ECODAILY diesel versions.





FIVE MORE ENGINES.

2.3 litre 106HP

2.3 litre 126HP

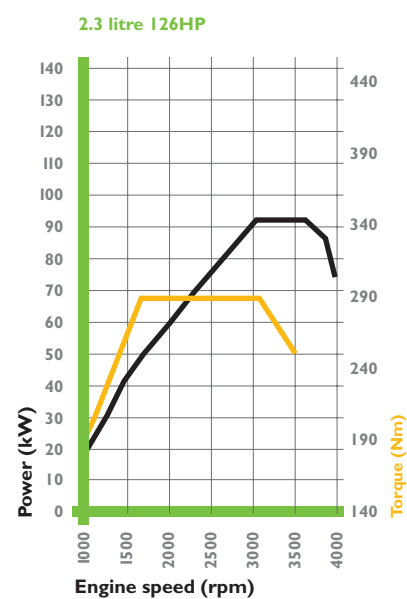
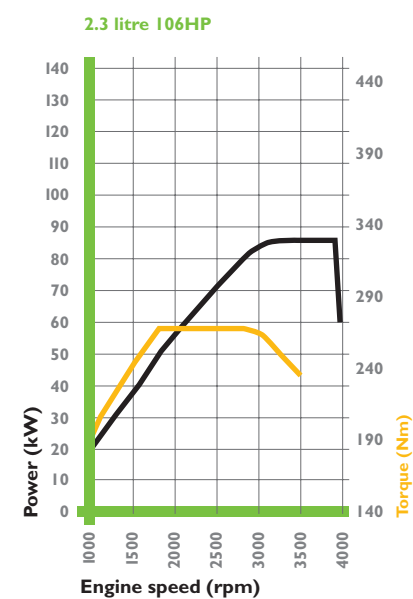
3.0 litre 140HP Twin Turbo EEV

3.0 litre 170HP Twin Turbo EEV

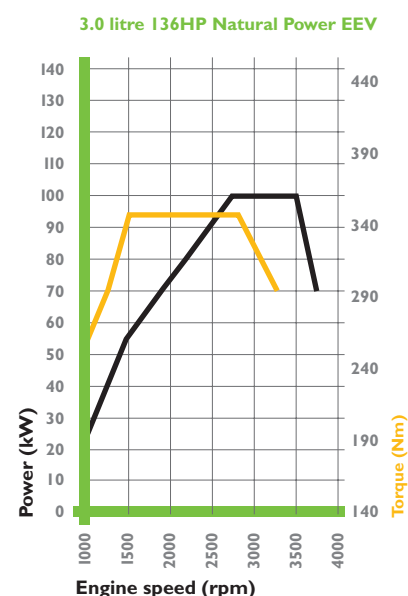
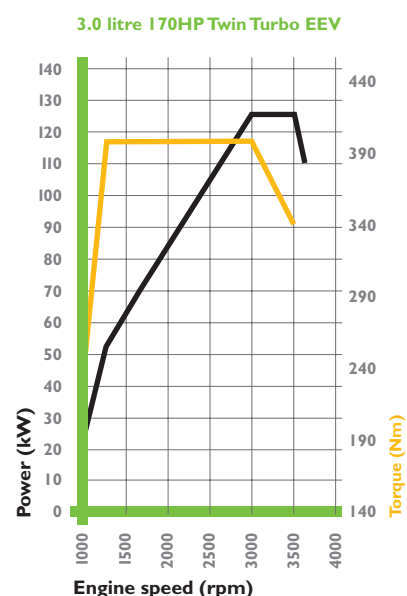
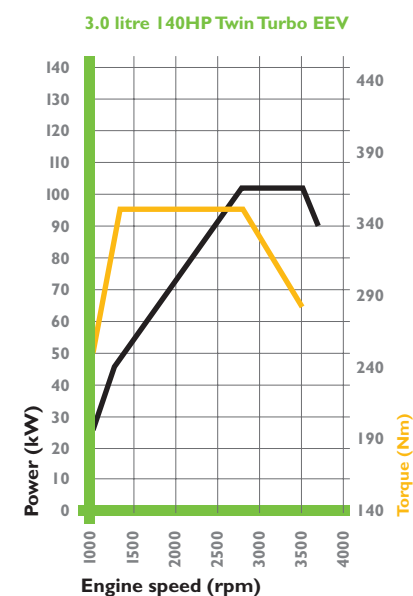
3.0 litre 136HP Natural Power EEV

The total range of Daily engines provides 10 different power outputs (from 96 to 176HP) with two types of engine technology (Diesel Common Rail and Natural Power).

This broad and all-encompassing engine range has the answer for all your light commercial transport needs.



— kW
— Nm



2.3 litre Common Rail



3.0 litre Common Rail - Twin Turbo



3.0 litre Natural Power



PROFESSIONALS GET RECOGNISED.

Daily is even more recognisable with the **new sporty, honey-comb front grille**, designed by Centro Stile Fiat with the intention to reinforce the strong personality of Daily.

The front headlamps, with built-in fog lights, round off the determined and distinct look of Daily.

The wide-angle wing mirrors provide excellent rear visibility, with the indicators elegantly integrated.

The upper part of the bumper is available, as an optional, in body colour.

Daily has a **contemporary and metropolitan look** suitable for all its clients.





PROFESSIONALS ALWAYS IMPROVE THEMSELVES.

The Daily has also changed on the inside. The aluminium central console protrudes from the anti-glare dashboard.

Legibility has been improved by redesigning the graphics and lettering of the dashboard. On the revometer, the driver can see the “green area” – i.e. the range of revolutions that will reduce fuel consumption.

The seats are upholstered in new fabrics and new colour. The driver's seat has three position settings. Springy, heated and back-support versions are also available.

In addition, you can choose between a double seat and a single adjustable seat.

A drawer with a pull-down door can be installed under the double passenger seat as an optional, adding a **six-litre storage compartment**.



PROFESSIONALS TRAVEL SAFELY AND IN COMFORT.

Innovation also means safety. In 2006, Daily was the first in its class to adopt ESP with Load Adaptive Control on van and cab vehicles; now it comes as standard across the range. It can be combined with the mechanical differential lock if requested.

Daily uses an ESP of the latest generation, which integrates all the vehicle safety functions: besides Load Adaptive Control, there is ABS, EBD, ASR, MSR, HBA and Hill Holder.

The strong and well-balanced body structure ensures active safety and reliable behaviour even in an emergency.

The braking system has discs on all four wheels (the front discs are self-ventilating).

Besides the front air bags, passenger and driver-side window bags are available.

A natural and ergonomic driving position is a cornerstone for preventive safety. Posture, panel visibility and access to controls has been designed to provide maximum comfort even in the most demanding situations and over long distances. A new steering column with new switch controls contribute to increase safety.

STANDARD ELECTRONIC SAFETY SYSTEMS ON THE DAILY.

ABS	Anti-lock Braking System Prevents the wheels from locking while braking
EBD	Electronic Brake force Distribution Distributes braking force between the front and rear axles
ASR	Anti-Slip Regulator Acts on the engine speed and braking system to prevent the wheels from slipping while under tension
MSR	Motor Schleppmomenten Regelung Acts on engine speed to reduce braking torque (not under tension)
ESP	Electronic Stability Program Brakes on each wheel individually and reduces engine revolutions if the vehicle becomes unstable
HBA	Hydraulic Brake Assist Increases braking pressure when it senses emergency braking
Hill Holder	Assisted Uphill Departure Acts on the brakes to hold the vehicle steady during hill starts
LAC	Load Adaptive Control Recognises the longitudinal distribution of the load being transported





PROFESSIONALS LOVE TO CHOOSE.

Daily once again offers the broadest range in the world of light commercial vehicles:

- gross vehicle weight from 2.8 to 7 tonnes,
- towing capacity up to 3.5 tonnes,
- body types for any type of job (van, cab, double cab, minibus for people transportation),
- single wheel and twin wheel,
- and a complete range of volumes, heights, lengths, wheelbases, axles, suspensions, engines, gearboxes and rear-axle ratios.

The line of choice is further extended when including optionals: from **pneumatic suspension** to the **AGile™** automated transmission.



VAN

WHEELBASE (mm)	CARGO AREA INTERNAL LENGTH (mm)	INTERNAL HEIGHT (mm)		
		H1 - 1545 mm	H2 - 1900 mm	H3 - 2100 mm
3000	2600			
	3000			
3300	3520			
3950	4560			

CAB

WHEELBASE (mm)	CHASSIS CAB		CREW CAB	
	CHASSIS FRAME	CHASSIS & BODY MAXIMUM BODY LENGTH (mm)	CHASSIS FRAME	CHASSIS & BODY MAXIMUM BODY LENGTH (mm)
3000		2810 / 3040		
3450		3500		2810
3750		4100		3410
4100		4840		4100
4350		5240		4500
4750		6100		

THE NEW 7tVERSION.

A new opportunity for clients: a Daily with seven-tonne gross vehicle weight has arrived.

With a load capacity of more than 4.7 tonnes, the seven-tonne van and cab are the most effective solution for quick medium-distance journeys.

A fully-loaded Daily 7t can transport more than what three 3.5-tonne vehicles can handle altogether: this also means that total emissions are reduced more than 60% with the same load.



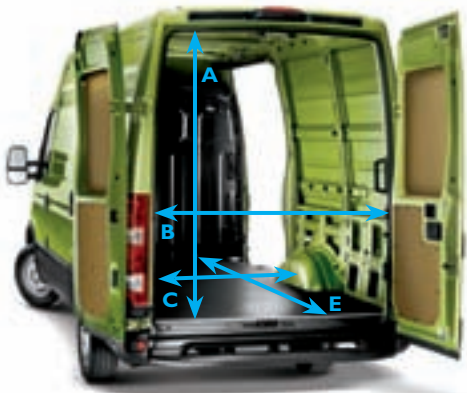
THE VAN RANGE.

Daily has three van families, each with features that satisfy the specific needs of different customers:

- **L Class** (single-wheel vans with a gross vehicle weight between 2.8 and 3.3 tonnes) for predominantly urban use;
- **S Class** (single-wheel, 3.5-tonne vans) for the medium band of light road transport - the van professionals' choice;
- **C Class** (twin-wheel vans from 3.5 to 7 tonnes) tireless champions of profitability for all the toughest jobs.

The three interior heights, the three wheelbases and the four lengths give rise to no less than **eight different load volumes** – from 7 to 17 m³.

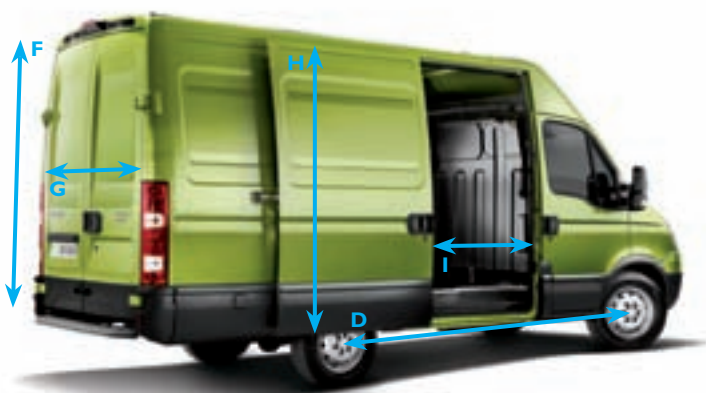
Thanks to the large sliding side door (which can be on the right, the left or both sides) and the rear doors in three different heights, ease of choice automatically means **ease of loading**; in fact, Daily can take as many as six 1.2 metres-wide Europallets.



Cargo Area Dimensions (mm)

	H1	H2	H3
A = Internal Height	1545	1900	2100
B = Internal Width	1800		

	L-S CLASS		C CLASS	
C = Width between wheelarches	1320		1030	
D = Wheelbase	3000	3300	3950	
E = Internal Length	2600/3000	3520	4560	



Rear Door Dimensions (mm)

	H1	H2	H3
F = Height	1430	1780	1990
G = Width	1540		

Sliding Side Door Dimensions (mm)

	H1	H2	H3
H = Height	1430	1780	1780
D = Wheelbase	3000	3300 / 3950	
I = Width	1100	1250	



THE CAB RANGE.

Available in single or twin-wheel configurations, Daily cab is versatile and extremely productive even under the toughest conditions.

Thanks to the body-on-frame construction, the structure of Daily has stretched the loading limits significantly. This ensures reliability and effectiveness of the vehicle over time.

Available in the L, S and C Classes with gross vehicle weight between 2.8 and 7 tonnes, Daily cab is the right solution for any job and any body mounting.

The high structural rigidity, the entirely flat and free chassis and the availability of seven different wheelbases (with body length up to 6,195 mm) make the Daily cab the most adaptive vehicle to any body and equipment type. It is ideal for containers (fixed or tip-up), isothermic vans and any type of special task (from breakdown service to aerial platforms, from local council services to camper vans).

There is also the crew-cab version, with seven seats, five different wheelbases and the full range of engines.



PERFECT FOR ANY BODY MOUNTING.









Daily is ideal for any type of body mounting.

Systems and equipment can be easily installed thanks to body-on-frame structure with C-section and flat load bed.





The CAN-Bus architecture with expansion module allows the vehicle's electrical/electronic system to interface with the body type actuators. All links are made through a standard connection.

Daily is set up for the assembly of a power take-off application (flanged to the side of the gearbox) taking up to 180 Nm of torque.

VAN

WHEELBASE (mm)	CARGO AREA INTERNAL LENGTH (mm)	INTERNAL HEIGHT (mm)		
		H1 - 1545 mm	H2 - 1900 mm	H3 - 2100 mm
3000	2600	 Payload: from 1210 to 2915 kg GVW: from 3200 to 5200 kg	 Payload: from 1175 to 2890 kg GVW: from 3200 to 5200 kg	
	3000	 Payload: from 1165 to 2870 kg GVW: from 3200 to 5200 kg	 Payload: from 1130 to 2845 kg GVW: from 3200 to 5200 kg	
3300	3520		 Payload: from 1060 to 2765 kg GVW: from 3200 to 5200 kg	 Payload: from 1135 to 2735 kg GVW: from 3200 to 5200 kg
3950	4560		 Payload: from 1045 to 2630 kg GVW: from 3500 to 5200 kg	 Payload: from 1005 to 4140 kg GVW: from 3500 to 7000 kg

CAB

WHEELBASE (mm)		CHASSIS FRAME		CHASSIS & BODY	
		CHASSIS CAB	CREW CAB	CHASSIS CAB	CREW CAB
3000	Payload (kg)	 From 1500 to 2250	 -	 From 1295 to 2015	 -
	Body Length (mm)	From 2985 to 3315	-	-	-
	Body Dimensions (mm)	-	-	2810 x 2080 / 3040 x 2080	-
	Gross Vehicle Weight (t)	From 3,2 to 4,2	-	From 3,2 to 4,2	-
3450	Payload (kg)	From 1485 to 4725	From 1360 to 4305	From 1220 to 4365	From 1135 to 3985
	Body Length (mm)	3870	3025 / 3135	-	-
	Body Dimensions (mm)	-	-	3500 x 2080	2810 x 2080
	Gross Vehicle Weight (t)	From 3,2 to 7,0	From 3,2 to 6,8	From 3,2 to 7,0	From 3,2 to 6,8
3750	Payload (kg)	From 1550 to 4710	From 1345 to 4295	From 1230 to 4265	From 1060 to 3945
	Body Length (mm)	4480	3700 / 3745	-	-
	Body Dimensions (mm)	-	-	4100 x 2080	3410 x 2080
	Gross Vehicle Weight (t)	From 3,5 to 7,0	From 3,5 to 6,8	From 3,5 to 7,0	From 3,5 to 6,8
4100	Payload (kg)	From 1540 to 2145	From 1335 to 1965	From 1165 to 1825	From 1000 to 1635
	Body Length (mm)	4890	4155	-	-
	Body Dimensions (mm)	-	-	4840 x 2080	4100 x 2080
	Gross Vehicle Weight (t)	From 3,5 to 4,2	From 3,5 to 4,2	From 3,5 to 4,2	From 3,5 to 4,2
4350	Payload (kg)	From 2530 to 4675	From 2315 to 4260	From 2110 to 4005	From 1930 to 3655
	Body Length (mm)	5300 / 5355	4550	-	-
	Body Dimensions (mm)	-	-	5240 x 2080 / 5240 x 2250	4500 x 2080 / 4500 x 2250
	Gross Vehicle Weight (t)	From 4,6 to 7,0	From 4,6 to 6,8	From 4,6 to 7,0	From 4,6 to 6,8
4750	Payload (kg)	From 2505 to 4645	From 3760 to 4230	From 2025 to 3935	-
	Body Length (mm)	6165 / 6195	5415	-	-
	Body Dimensions (mm)	-	-	6165 x 2080 / 6165 x 2250	-
	Gross Vehicle Weight (t)	From 4,6 to 7,0	From 4,6 to 6,8	From 4,6 to 7,0	-





GEARBOXES AND SUSPENSIONS FOR ALL NEEDS.

Depending on the engine, Daily is equipped with five or six-speed manual gearboxes plus reverse.

The AGile™ gearbox is available on all versions, it is six-speed automated plus reverse, and can be used in automatic or sequential modes.

The AGile™ gearbox analyses the pressure put on the accelerator pedal and adapts its response to the driving style of whoever is behind the wheel.


Daily has a complete range of suspensions able to meet the demands of any job:

- on the front axle, independent-wheel suspensions with hydraulic telescopic shock absorbers and transverse leaf spring (or, alternatively, with torsion beam and anti-roll bar);
- on the rear axle, parabolic, semi-elliptical and pneumatic suspensions.

The pneumatic suspensions increase comfort, safety and productivity: they absorb better the vibrations, ensure horizontal alignment of the centre regardless of the load distribution and simplify deliveries thanks to the possibility of lowering the loading platform. The pneumatic suspensions are compatible with all body types and engines of the vehicle.



AGile™ gear lever on dashboard



Automated AGile™ Gearbox



Front mechanical suspension with transversal leaf



Front mechanical suspension with torsion bar



Rear semi-elliptical suspension



Rear pneumatic suspension



BLUE&ME™ FLEET:
AN IVECO EXCLUSIVE.

Blue&Me™ is the best-selling pre-installed on-board telematic platform - more than 600,000 cars and commercial vehicles worldwide.

Working through its Bluetooth interface, Blue&Me™ connects the driver's mobile device directly to the dashboard, making dials possible by using the appropriate controls on the steering wheel.

The Blue&Me™ also allows you to listen to your favourite music directly from an MP3 player or other USB devices.

The Blue&Me™ has now become a fleet management instrument. After the Stralis, the Daily now offers the Blue&Me Fleet™ package as well – the most efficient and economical fleet management system.

Blue&Me Fleet™ is the result of two global joint ventures:

the operating system and the hardware are the fruit of an alliance between Fiat and Microsoft™, while the fleet management services were developed in partnership with sector leader Qualcomm™. The specific software was designed by Iveco.

Blue&Me Fleet™ optimises the productivity of the driver and the vehicle: the Blue&Me™ terminal connects to on-board computers in real time to draw quickly and accurately any type of journey and distance analysis.

Blue&Me Fleet™ does not stop there: it also downloads remotely tachograph readings, assesses the driving style and fuel consumption levels of any driver, provides remote diagnostics and accurately plans the service interventions for any vehicle.



THE MAIN OPTIONS
FOR THE DAILY.

	VAN	COMBI	SEMI -WINDOWED	CAB	CREW CAB
SAFETY	Airbag on driver's and passenger's side and window	O	O	O	O
	ESP system	●	●	●	●
	Jet type headlight washers	O	O	O	O
	Fog lights	●	●	●	●
	Rear warning buzzer	O	O	O	O
	Rear entrance step with back sensor	O	O	–	–
	Antitheft cab device with centralized door locking and remote control	O	O	O	O
	Heated external rearview mirrors with electric control	O	O	O	O
PRODUCTIVITY	Rear videocamera for parking with screen into the cab	O	O	–	–
	140 A Alternator	O	O	O	O
	Mechanical differential lock	O	–	O	O
	Expansion module	O	O	O	O
	Spherical trailer hook	O	O	O	O
	Automatic towing hook	–	–	O	O
	Translucent roof	O	–	–	–
	Wooden van floor lining	O	–	O	–
	Rear door with heated athermic glasses	O	O	O	–
	Sliding door on both sides	O	–	–	–
	Rear door with an opening of 270°	O	O	O	–
	Power Take Off	O	–	O	O
COMFORT/FUNCTIONALITY	Engine oil sump shield	O	–	O	O
	100 litre fuel tank	O	–	O	O
	Reinforced suspensions	O	O	O	O
	Digital Tachograph	O	O	O	O
	Automated gearbox	O	O	O	O
	Drawer under passenger's seat bench	O	O	O	O
	Centralized door lock with remote control	O	O	O	O
	Air conditioning with automatic control and anti-pollen filter	O	O	O	O
	Cruise control	O	O	O	O
	Glove compartment	O	O	O	O
INFOTAINMENT	Engine water heater	O	O	O	O
	Suspended driver's seat with 3 degrees of freedom and lumbar support	O	–	O	O
	Rear pneumatic suspension	O	O	O	O
	Blue&Me™	O	O	O	O
	Blue&Me Fleet™	O	O	O	O
	GPS Navigation System with radio, MP3 player and bluetooth	O	O	O	O
	Radio with CD player and MP3	O	O	O	O

STANDARD = ● OPTIONAL = O NOT AVAILABLE = –





52434 ECO Metallized Green



50156 Tuscany Green



50177 Alsace Green



50126 Maranello Red



50106 Red



50138 Novello Red



50121 Green



50105 White



50173 Alps White



50158 Sky Blue Dream



50168 Blue Formula



50120 Blue



50150 Moon Yellow



50181 Prague Yellow



50167 Panama Yellow




50136 Blue Augustus



50169 Jet Grey



50162 Mineral Grey





100% IVECO IN ORIGIN. A constant, professional presence.

A vehicle like Daily offers maximum levels of reliability, robustness and functionality, but this is still not enough. Iveco wants to offer you much more. It is determined to be a constant, professional and attentive partner to all its customers. This is what we mean by "100% IVECO IN ORIGIN".

100% SELECTION - the excellence of our manufacturing process begins with the strict and rigorous selection of the top quality raw materials from which all Iveco products are made.

100% RELIABILITY - Iveco only works with suppliers who guarantee the highest levels of quality and who follow certified processes.

100% SAFETY - Original Iveco spare parts are certified and guaranteed to keep your truck performing to its full potential, and also ensure that it maintains its value for many years to come.

100% QUALITY CONTROL - All Iveco products and services have to pass rigorous quality control checks at every phase of the process.

100% EXPERIENCE - IVECO's network of professionals guarantees the ultimate in customer assistance, 24 hours a day, 365 days a year.

100% CUSTOMER SATISFACTION - Our aim is to ensure 100% customer satisfaction by giving you the security and confidence you deserve.

Original Spare Parts - Services - Accessories.

Original spare parts. Original Iveco spares maintain the performance and value of your Daily. Choosing original spare parts means trusting the quality of Iveco and the professionalism of our expert operators, who know everything about your truck, to keep you on the road.

Service centres throughout Europe are happy to assist you even on the longest journeys. Thanks to an ever-ready and efficient distribution network spare parts are delivered within 24 hours in 99% of cases.


What more proof could you want of the professionalism and reliability of a market leader whose success has been based on lasting quality and service?

Specialist technicians. Nobody knows your Daily better than we do – because we built it! That is why Iveco is constantly arranging training and refresher courses for Iveco mechanics. Our advanced diagnostic systems and top quality service guarantee maximum efficiency and rapid problem solving. You can rely on Iveco to minimise vehicle down time because your needs are central to our business.

Iveco Shop. Design, technical innovation and performance are the driving forces behind Iveco accessories. Our vast range of accessories offers original solutions to satisfy your practical, aesthetic, stylistic and aerodynamic needs. Iveco accessories match the performance of your vehicle in every way. You can add a touch of class to your cab interior to make it even more personal and welcoming, or add a touch of style to the exterior while ensuring safety and comfort in hectic city traffic. A wide range of catalogues dedicated to Iveco Shop accessories are available from your Iveco dealer.

Non-Stop Assistance. Troubleshooting over the phone. In the unlikely event of problem, all you need to do is call our Iveco Customer Centre. An operator who speaks your language will take down all the details necessary to activate the nearest service centre wherever you are in Europe. The Customer Centre then follows up your call until your vehicle is back on the road again.

Customer Centre. Hundreds of operators ready to answer your call instantly, to help resolve any queries - wherever you are.





TAILORED SOLUTIONS FROM IVECO CAPITAL.

Iveco Capital is the Iveco Group finance company and offers a wide variety of packages for the purchase, hire or leasing of all types of new and used vehicles. The products cover conversions and allow vehicle purchases to be financed with innovative formulas that are tailored to the needs of every customer. In 2005, an agreement with Barclays Bank allowed Iveco to integrate the flexibility and financial acumen of a great international banking group with Iveco's knowledge of the world of transport and customers' mobility needs in many European countries.

With its 23 companies present in 17 countries, Iveco Capital is therefore able to assist customers in their choice of the best financial products and services to meet their every need.

The services on offer are available from all Iveco dealers and are produced in conjunction with the best companies in the sector, selected by Iveco Capital for its customers. The finance projects may be complemented by a wide range of insurance services (third party fire and theft, fully comprehensive, collision, Safe Licence, protected credit) and vehicle maintenance and repair packages.

All this makes Iveco Capital a unique partner when purchasing an Iveco product.

**IVECO
CAPITAL**

HIRE PURCHASE

This is the ideal solution for those who wish to own their vehicle straight away and use it for a long period of time. The instalment finance can cover up to 100% of the vehicle sales price.

The duration ranges from 12 to 60 months, with deposits that may be personalised to adjust to the actual possibilities and needs of customers. The instalment plan project also offers tax breaks because the interest on the instalment payments is tax deductible.

OPERATIONAL LEASING

Operational leasing is a comprehensive product that allows customers to use the vehicle, immediately determine the economic-financial commitment and set the monthly payment according to their effective needs. All this is done without other commitments at the end of the leasing period and without affecting company liquidity or bank credit lines because ownership of the vehicle remains with the finance company.

FINANCIAL LEASING

Financial leasing allows companies to use the Iveco vehicles they need for their business without this investment affecting their balance sheet because the finance company retains ownership of the vehicle.

The benefit to companies is obvious, because this arrangement allows them to free up financial resources that they can devote to their core business.


The payment may be personalised according to individual needs: the duration of leasing ranges from 30 to 72 months and the fees are tax deductible. Another very attractive option is Softleasing, a formula that makes it easy to buy your vehicle with initial "soft" payments and a long repayment period that allows you to maintain the measured payment until the sum is paid off.





ALL THE STRONG POINTS OF THE DAILY RANGE.

The Daily offers everything that transport professionals are looking for.



INNOVATION AND COMFORT

- The new dashboard ensures a more intuitive drive.
- The new materials inside the cab create a pleasant working environment.
- The Blue&Me Fleet™ is the ideal fleet management solution that increases driving safety through the mobile phone interface buttons right on the steering wheel.
- The layout of the steering column controls makes the switch unit more visible, giving the driver more space and comfort.
- The ESP, which comes as a standard across the range, ensures shorter braking distances, reduces the risk of side-on collisions and, thanks to the Load Adaptive Control, provides greater stability under any load.



PRODUCTIVITY

- With more than 7,000 different configurations, Daily is the made-to-measure vehicle for any job.
- The 10 different engine capacities ranging from 96 to 176HP offer you the possibility to choose the best engine for your needs.
- The body-on-frame construction makes Daily adaptable to any type of body mounting.



PERFORMANCE

- The highest torque at the lowest number of revolutions, combined with the movement of the rear traction, makes Daily unbeatable on any road.
- The two-stage turbine guarantees high performance levels and optimises the inflow of air to the combustion chamber.
- The design of Daily allows you to extend the periods between services to an average of 40,000 km; this assures a significant reduction in operating costs.



ECOLOGY

- The new ECODAILY engines set new environmental friendly standards and allow the vehicle to be used without any restrictions.
- The new methane injectors with pressure up to 7 bar ensure lower fuel consumption and, therefore, savings for the driver.
- The dual methane/petrol fuelling, with a multi-point injection system, automatically switches to petrol when the methane runs out, in order to stop the engine cutting out.



This brochure continues online.

All the additional information that you wish to learn on the range, are available on the sections of the ECODAILY internet site.

All just a click away.

www.ecodaily.iveco.com

For whoever is interested to learn more on the Iveco world:

www.iveco.com

www.dailyradio.iveco.com

The information and the images on this brochure are provided as a guide. Iveco reserves the right to make changes for manufacturing and commercial reasons at any time.